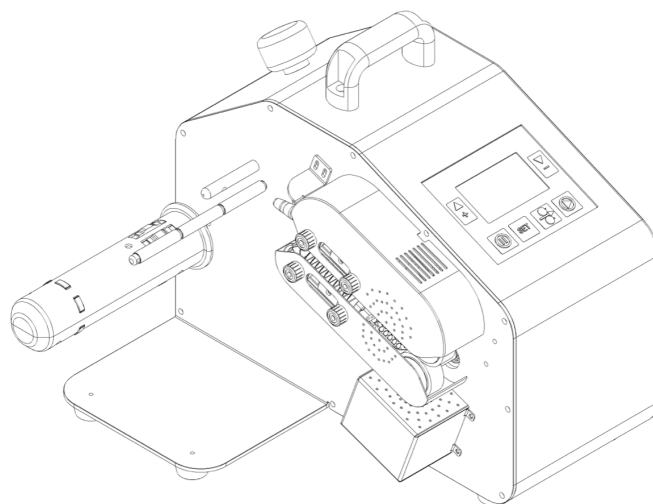


# Air Cushion Machine User Model #018N

All-in-one On Demand Multi-function, Fast Speed: 18m/min



## Suitable Films 适用卷膜类型

Our machine can produce below different films:



Before installing and using the product, please read the instruction manual carefully, and keep it for future use.  
安装、使用产品前，请仔细阅读使用说明书，并妥善保管、备用

## Machine Parts List 机器配件清单

Parts Name 配件名称	Quantity 数量
Blade 刀片	3 pieces
Material holder 放料轴	1 piece
Power Wire 电源线	1 set
User Manual 说明书	1 set
Inner Hexagon 内六角	3 pieces
Material pole 导料杆	2 pieces
Machine model 机器	018N * 1 set

## Product Introduction 功能介绍

N018 is a simple operation and portable device for inflated air. A multi-purpose all-in-one on-demand machine with beautiful appearance that can be inflated for air pillow / air bubble / air column / air beehive / air wave / air bubble bag ... Adopts upgraded motor and imported broadband power. The air materials will be more full, sealing more neat and dense, less noise, longer service life compared with other competitors. Simple interface, according to the different bag characteristics to adjust the temperature, air and speed. It is the best choice for small factories, warehouses and shops.

N018 是一款轻便式的充气设备。外观精美大气，一机多用：缓冲袋、葫芦袋以及联排袋等均可上机充气。电机升级、采用进口宽频电源，与同等价位充气机对比具有充气更饱满、封口更整齐密实、噪音更小、使用寿命更长等特点。是类型多样化的小型工厂，仓库以及店铺的不二之选。

## Basic Parameters 基本参数

Machine size 充气机尺寸	L400*W170*H295/200mm
Machine Package carton 充气机包装尺寸	L495*W390*H430mm
Net weight 净重	11.6KG
Gross weight 毛重	14KG

## Technical Parameter 技术参数

Model 产品型号	018N
Input voltage 输入电压	AC 90-264V
Frequency 额定频率	50Hz/60Hz
Power 额定功率	320W
Heat seal temperature 热封温度	90-150 level adjustable (90-150度可调节)
Power connection mode 电源连接方式	Y
Speed 速度	18 meters / minute MAX
Air Volume 气量	300L / minute MAX, Adjustable 大小可调
Category of electric shock protection 防触电类别	I class I类

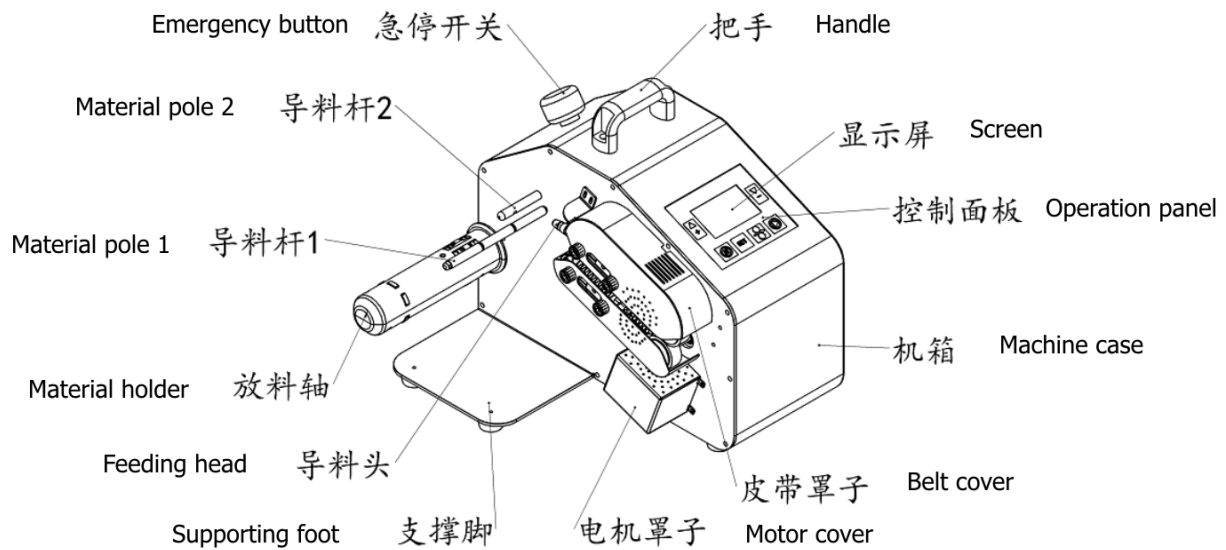
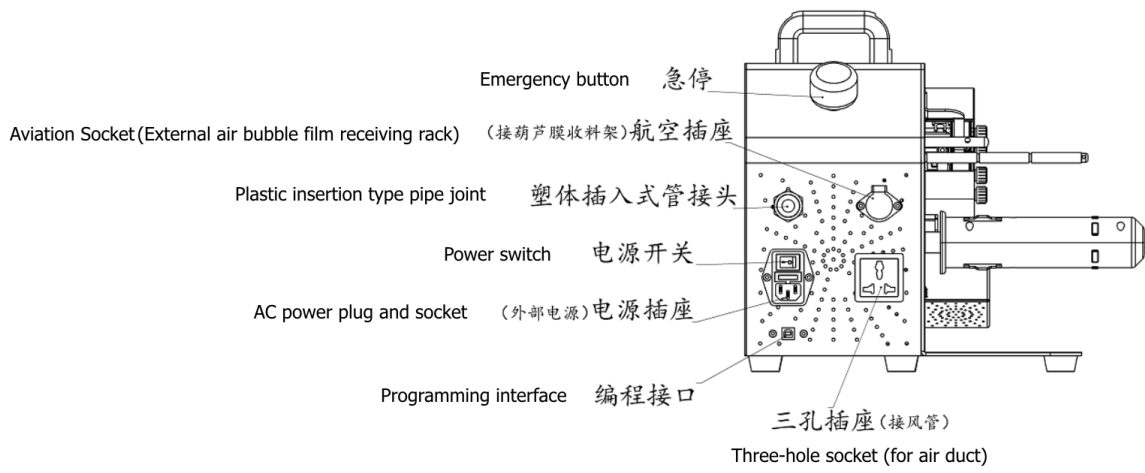


Photo 1 (Whole machine diagram)



注：标配机器无航空插座、三孔插座及塑体插入式管接头，需另外购买

Note: There is no aviation socket, three-hole socket and plastic insertion type pipe joint for standard machine, which need to be purchased separately.

Photo 2 (Back View of machine)

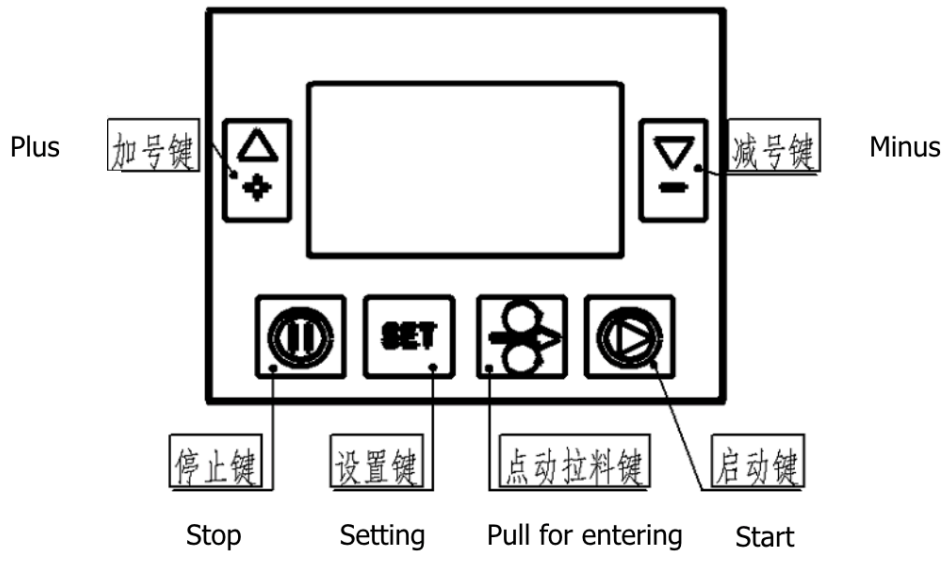


Photo 3 (Control panel)

## Installation Operation Method 安装操作方法

1, Install material holder, the material pole 1 and the material pole 2 at the positions shown in Photo 1(auxiliary tool: inner hexagon).

将放料轴、导料杆1、导料杆2分别安装于图1所示位置（辅助工具：六角）

2, Connect the power cord to turn on the power supply, install the film on the material holder, pull the film through the feeding head and into the middle of the belt, press the button of IN-Material (Green button), wait for the film to be pulled out of the machine and press the START button to start inflating the film.

接上电源线开启电源，将膜装上放料轴，膜穿过导料头并拉至皮带中间，按点动进料键，待膜拉至充气机外再按启动键开始吹膜。

Note:

If the power switch light is on and the LCD screen is not on, please check whether the emergency stop switch is on.

注：若电源开关灯亮起，LCD屏不亮，请检查急停开关是否打开。

## Fault code diagnosis and processing 故障代码诊断及处理

ERR 01:

Temperature sensor abnormal, cold start in the low-temperature state there is a probability of false alarm, press the pause key to exit and then start. If this alarm occurs frequently during operation or when the ambient temperature is relatively high, it indicates that the temperature sensor has failed.

温度传感器异常，在低温状态下冷启动时有概率出现误报警，按暂停键退出后再启动即可。如果在运行时或者环境温度相对较高时频繁出现此报警说明温度传感器已经失效。

ERR 02:

If the heating wire is over-current, in the case of this alarm, firstly check whether the high temperature belt is damaged, whether the high-temperature adhesive tape on the surface of the heating wire is damaged, please replace the damaged, if the above is intact, please replace the heating wire.

加热丝过流，出现此报警首先检查高温皮带是否破损以及发热丝表面的高温胶布是否破损，破损的请更换，如果上述是完好的，请更换发热丝。

ERR 03:

When the heating wire is disconnected, in the case of this alarm, firstly check whether the upper and lower heating wires have been broken. If they are broken, please replace them. If they are not broken after checking, then check whether the power supply wire connecting the heating wire is broken. If all of the above are normal, the control panel needs to be replaced.

加热丝断开，出现此报警首先检查上下发热丝是否已断，如已断请更换，若检查后发现没有断再检查连接发热丝的供电线是否断了，如上述都正常就需要更换控制板。

**ERR 04:**

Motor over-current, this code indicates that the motor has been overloaded, or the transmission part is stuck, if all the above are normal, the motor should be replaced.

电机过流，出现此代码说明电机已经超负荷使用，或者传动部分卡死，如上述都正常就要更换电机。

**ERR 05:**

No material for continuing.

物料缺失，没有检查到材料

**ERR 06:**

Fan over-current, Fan Failure.

风机过流，风机故障

## **Attention 注意事项**

1, Do not use in damp environment.

请勿在潮湿的环境下使用。

2, Make sure the following conditions are met before operation:

操作前，确保满足以下条件:

- Electric shock may be caused if the system is not properly grounded.  
如系统未能正确接地，可能引起电击。
- Do not open the protective or overhaul cover. Only authorized manufacturer or distributor maintenance personnel can open it.  
勿打开防护或检修盖。只有授权生产商或授权经销商维修人员才能打开。
- Avoid finger, clothing and jewelry contact with the roller during operation or loading, and tighten the hair bun.  
操作或装载材料过程中避免手指，衣服和首饰与滚轮接触，束紧发髻。

3, Inflatable bags are used only as packaging materials. It can not be used as a floating device, pillow or toy for children.

充气袋仅用作包装材料。不可用作漂浮装置、不可用作枕头、不可用作儿童玩具。

4, The loading material of this air cushion machine should not exceed 5KG. Heavy pressure and support are prohibited when loading material.

此款充气机装载材料勿超过5KG，装载材料时禁止重压，禁止扶靠。

5, When the material is driven by the machine, it will generate static electricity.

The material itself also has static electricity. Operators can not wear slippers or no shoes. Otherwise, the human body will become a conductor of static electricity discharge, and there will be the feeling of electric shock.

料被机器带动的时候会产生静电，材料本身也有静电，操作工人不能穿拖鞋或者不穿鞋，否则人体会成为静电排出的导体，会出现电击的感觉。

6, When using the machine for a long time, if the film can not run smoothly or is stuck, please replace the blade in time.

长时间使用机器，如出现膜无法顺畅运行或卡住时，请及时更换刀片。

7, In the process of long-term use of the machine, if the sealing edge is not firm and the seal is damaged, please check whether the temperature is correct and the high temperature belt is damaged. If there is damage, please replace it in time.

长时间使用机器过程中，如出现封边不牢固、封口破损等情况，请检查温度是否正确，高温皮带是否破损，如有破损请及时更换。

8, The speed and air volume of air cushion machine need to be adjusted. The parameter value of different films are different. There is no fixed standard value, so it is necessary to adjust the records by yourself.

充气机速度与风量需配合调整，不同品种的膜参数值不相同，无固定标准值，需自行调整记录。

**Prohibition: Equipment is forbidden to run without material!!!**

**禁：设备禁止缺料运行!!!**