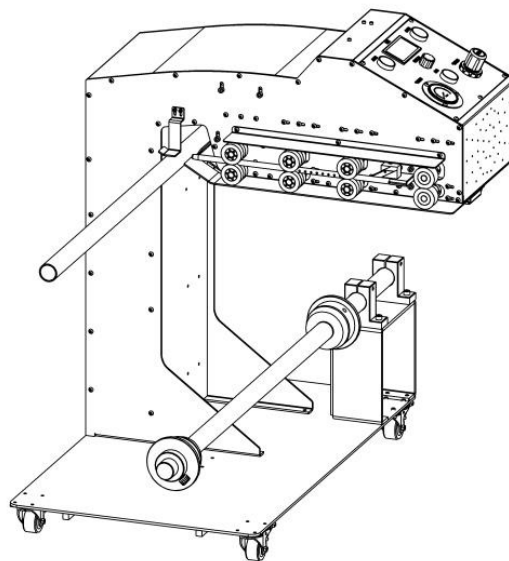





# Air Cushion Machine User Model #Q021

All-in-one On Demand Multi-function, Fast Speed: 20m/min



## Suitable Films 适用卷膜类型

Our machine can produce below different films:



Before installing and using the product, please read the instruction manual carefully, and keep it for future use.  
安装、使用产品前，请仔细阅读使用说明书，并妥善保管、备用

## Machine Parts List 机器配件清单

Parts Name 配件名称	Quantity 数量
Blade 刀片	3 pieces
Material Holder 放料轴	1 piece
Power Wire 电源线	1 set
Support Seat 放料支撑座	1 piece
User Manual 说明书	1 set
Inner Hexagon 内六脚	4 pieces
Guide Tube 导料管	1 pieces
Machine Model 机器	Q021 * 1 set

## Product Introduction 功能介绍

Q021 is an automatic air inflatable device with multi-purpose. The air column roll, coiled air column bag, U-shaped bag, L-shaped bag, Q-shaped bag and milk powder bag all can be inflated on the machine.

Motor upgrade, the use of imported broadband power supply, with less noise, longer service life and other characteristics. It is the best choice for factories, warehouses and stores. (Note: External air compressor is required)

Q021是一款便捷式的充气设备。外观沉稳大气，一机多用：气柱卷材，奶粉袋，Q袋等均可上机充气。电机升级、采用进口宽频电源，具有噪音更小、使用寿命更长等特点。是类型多样化的企业工厂，仓库以及店铺的不二之选。（注：需外接空气压缩机）

## Basic Parameters 基本参数

Machine size 充气机尺寸	L730*W730*H780mm
Material roller 放料杆尺寸	900mm (standard length) 标配长度
Net weight 净重	51KG
Gross weight 毛重	54KG

## Technical Parameter 技术参数

Model 产品型号	Q021
Input voltage 输入电压	AC 220V or 110V
Frequency 额定频率	50Hz/60Hz
Power 额定功率	450W
Power connection mode 电源连接方式	Y
Speed 速度	20 meters / minute MAX
Air pressure 气压	0.8 Mpa. MAX (External air compressor 外接气源)
Category of electric shock protection 防触电类别	I class I类

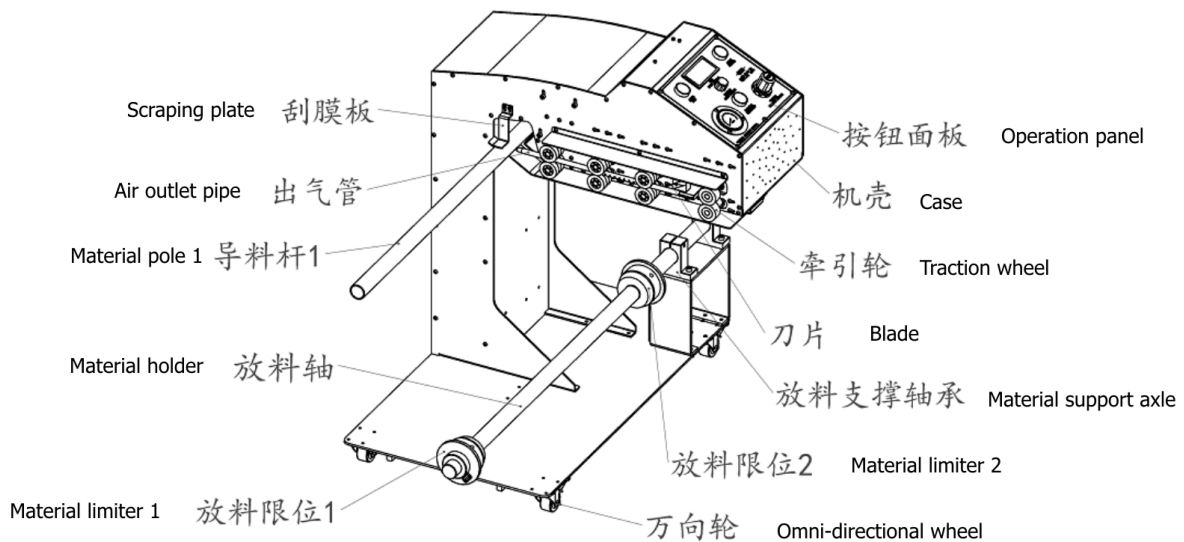


Photo 1 (Whole machine diagram)

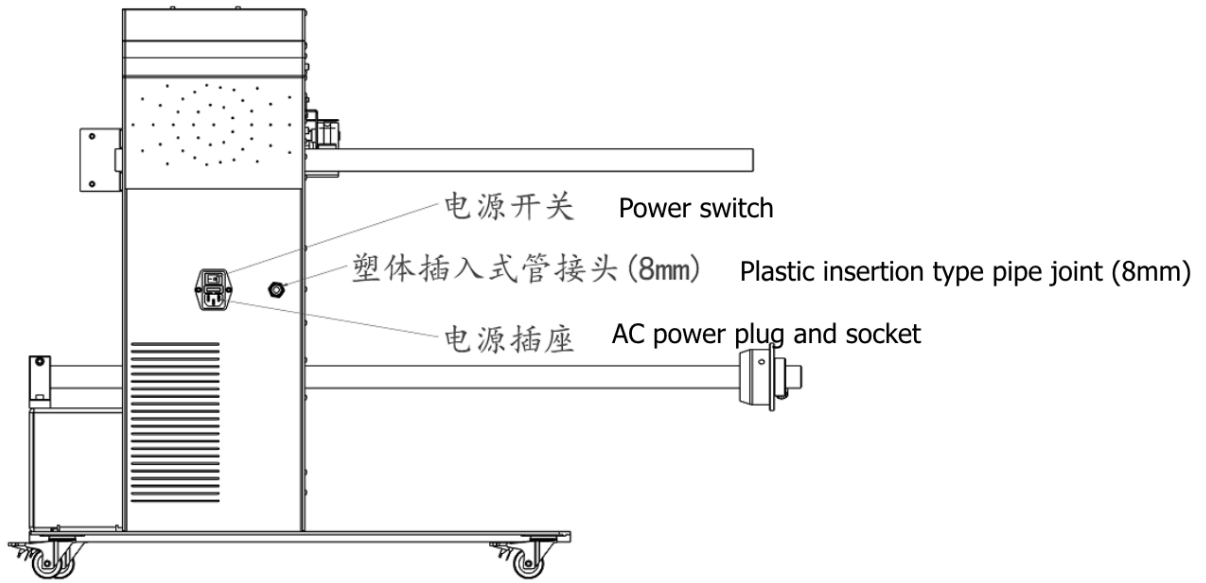


Photo 2 (Back View of machine)

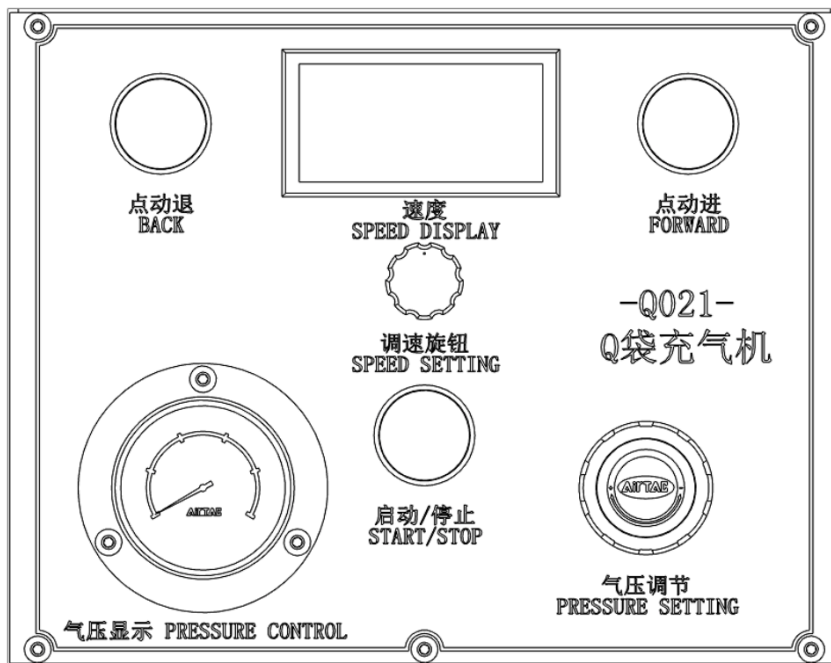


Photo 3 (control panel)

## Installation Operation Method 安装操作方法

- 1, Install the material holder and material pole in the position shown in Photo 1 (auxiliary tool: inner hexagon), and connect the air compressor to the machine.  
将放料轴、导料杆分别按装于图1所示位置安装（辅助工具：六角），空压机气管接入机器。
- 2, Film is mounted on the material holder and material limiter 2 is mounted at the position shown in Photo 1. (attached to the film)  
将膜装上放料轴，放料限位2安装于图1所示位置（与膜贴合）。
- 3, Connect the power cord to turn on the power supply, and the film bypasses the holder, passes through the air outlet pipe and pulls into the traction wheel. Press the IN-material (Green button), and then press the start button to start inflating the film when the film is pulled out of the machine.  
接上电源线开启电源，膜绕过压料杆，穿过出气管并拉至牵引轮内，按点动进料键，待膜拉至机器外再按启动键开始吹膜。
- 4, According to different air column material and size to adjust the air volume, no fixed criteria, need to adjust and record by yourself.  
根据不同气柱材料尺寸进行调整气量，无固定准则，需自行调整记录。

## Attention 注意事项

- 1, External air compressor is needed for air column machine, and the pressure of air compressor must be greater than the pressure adjusted on the barometer of air column machine. If it is found that the continuous increase air pressure the air column is still not full, check whether the pressure of external air compressor is enough, and the external air compressor is generally around 5kg/cm<sup>2</sup>.  
气柱机需外接气源，气源压力必须大于气柱机气压表上所调整的压力，如发现持续加大气压气柱仍不饱满，检查外接气源压力是否够用，外接气源一般在5kg/cm<sup>2</sup>左右。
- 2, If it is found that one of the air column bags is occasionally insufficient to inflate or cannot inflate, please contact the material supplier of the air column bag to check the bag intake valve.  
如发现气柱袋偶尔有一根柱子吹不饱或者吹不起来请联系气柱袋材料提供方检查袋子进气阀。
- 3, Coiled material inevitably has joints in it, so it can not be off duty for a long time when it is inflated.  
卷料难免有接头在内，充气时不可长时间脱岗。
- 4, Regularly check the blade wear condition, if found raw edge please replace the blade.  
定期检查刀片磨损情况，如发现毛边请更换刀片。

## Prohibition: Equipment is forbidden to run without material!!!

**禁：设备禁止缺料运行！！！！**